



More Good Reasons to Pick Up After Your Pet

Keep shellfish beds and swimming areas open.

Create a clean, sanitary play area for family activities.

Prevent messes from pet waste being tracked indoors.

Ensure a healthier environment for us all!



Thank you for helping to keep our waters clean!



Tips for Bagging It

Keep a supply of bags near your dog leash.

Reuse old bags: plastic newspaper bags, bread bags, or sandwich bags.

Or, purchase special bags where pet supplies are sold.

Tie bags on the leash if you don't have a pocket or pack.



Don't Let Your Pet Pollute!

How to Safely Dispose of Pet Waste




Dog and Cat Waste Pollutes Our Watersheds!

Dog poop left on the street or lawn does not

just go away or fertilize the grass. The bacteria in dog waste is often washed down storm drains and into ditches, streams, lakes, and inlets, and can travel for miles in the water.

Kitty litter dumped outside can also be washed into streams. The bacteria in pet waste can make it unsafe to harvest shellfish or swim in our waters.



A little pet waste goes a long way: a day's waste from one large dog can contain 7.8 billion fecal coliform bacteria.

Proper Pet Waste Disposal

1 When Walking

Bag It Bring plastic bags with you when you walk your dog. Use a bag to pick up the dog waste. Tie bag closed and place in trash.



!

Bring plastic bags with you when you walk your dog.

Use a bag to pick up the dog waste.

Tie bag closed and place in trash.

2 Options at Home

Trash It Double bag dog waste or kitty litter, tie securely and place in garbage. Long-handled "pooper scoopers" available at pet stores make it easy to pick up after your dog without stooping over.

Flush It Flushing dog (not cat!) waste down the very same toilet that dispenses yours is environmentally sound and earth-friendly. If your home is connected to a sanitary sewer system, the waste will be sent to your local wastewater treatment facility. Private septic systems can be utilized as well; but make sure yours has the capacity to handle the extra load and confirm with the manufacturer that this is an approved use

